

School District of Osceola County, Florida - Mission Statement

**Education Which Inspires
All To Their Highest Potential**

"Welcome to the Osceola School District, where student achievement is our number one priority. In partnership with families and the community, we are dedicated to excellence and committed to maximizing every student's potential."

- Dr. Michael A. Grego, Superintendent

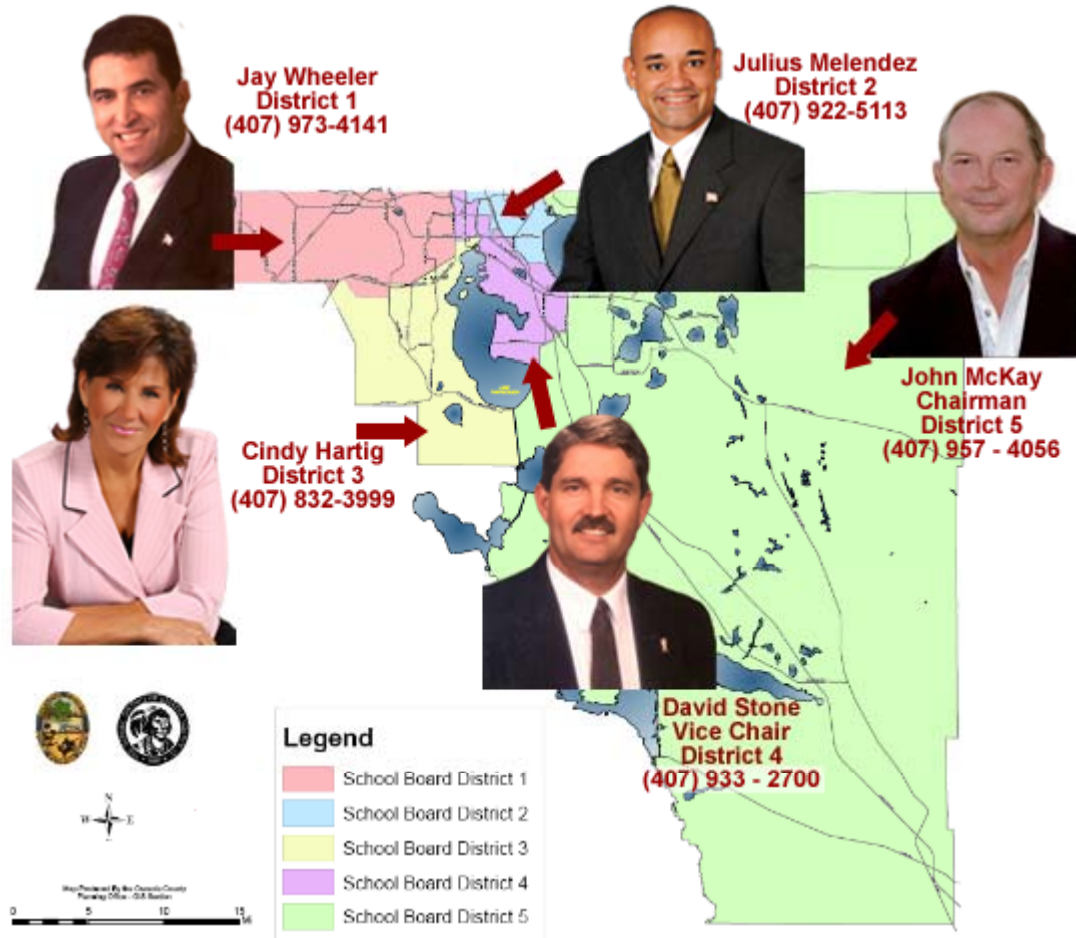
Final Public Hearing to Adopt the 2009-2010 Millage Rates and Budget



September 8, 2009



Osceola County School Board Members





Our Core Mission: Educating Students

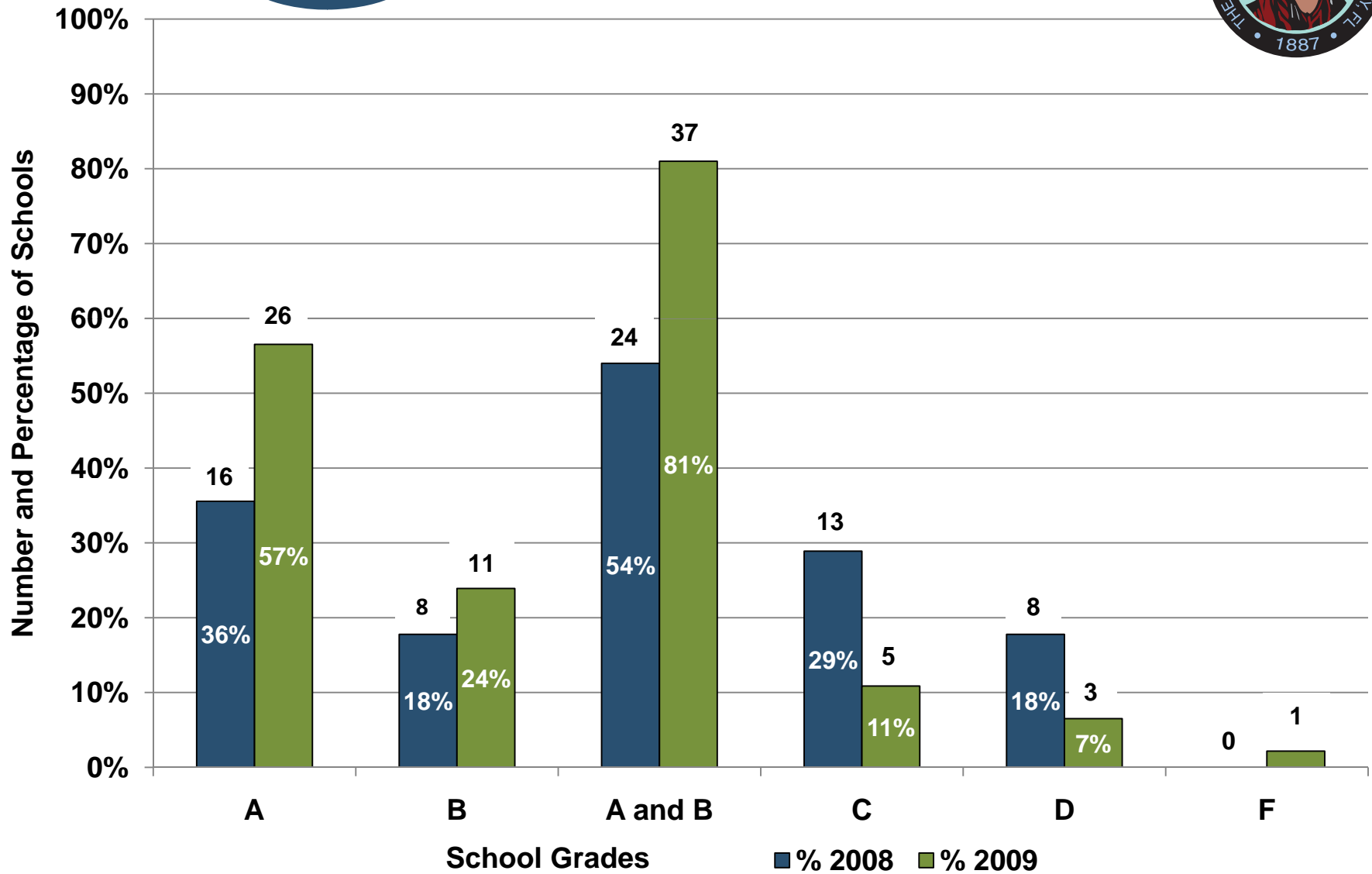
The School District of Osceola County will be the highest performing district in the state in student achievement, and in all aspects of the district operations.

Goals:

- Increase student achievement
- Invest in and sustain a highly-trained workforce
- Provide a safe and caring environment at each school site
- Establish a culture of efficiency, fiscal responsibility, and environmental sensitivity
- Use technology to increase communication, productivity, and to achieve a competitive advantage

Progress Made Thus Far: Unprecedented Results

2008-2009 OSCEOLA COUNTY SCHOOL GRADES DISTRIBUTION



AGENDA


Public Hearing on Annual Budget September 8, 2009



- Discussion regarding the millages and budget.
- Public comments.
- Adopt resolutions setting the total millage levies to support the 2009-10 Annual Budget.
- Adopt resolution approving the 2009-10 Annual Budget.



First, a few definitions...





Truth in Millage (TRIM)



TRIM requires two public hearings for open discussion of the millage rates and the proposed budgets of all taxing authorities.





What is a “mill”?



A property tax levy of \$1.00 per \$1,000 of taxable property value.





- ■ The Florida Education Finance Program (FEFP) is the mechanism by which state and local funds are allocated to the school districts in Florida.
- ■ The Florida Legislature sets the Required Local Effort millage rate that must be levied by the School Board to generate their share of FEFP funding.
- ■ The Legislature increased the Required Local Effort millage from 5.059 mills last year to 5.165 mills for 2009-10.
- ■ The School Board must levy the required local effort millage rate in order to obtain \$128 million in state funding under the Florida Education Finance Program.



Rolled-Back Rate



The rolled-back rate is the millage rate that would raise the same amount of revenue as last year if applied to the current tax roll.



Now for the numbers...





Millage Rates 2009-2010

	<u>Millage</u>	<u>Generates</u>
General Operating		
Required Local Effort	5.165	\$112,530,329
Basic Discretionary Operating	0.748	16,296,745
Discretionary Critical Needs	0.250	5,446,773
Basic Discretionary Capital Outlay	<u>1.500</u>	<u>32,680,638</u>
Total Millage	<u><u>7.663</u></u>	<u><u>\$166,954,485</u></u>



Tax Millage History

<u>Fiscal Year</u>	<u>Millage Rate</u>
2000-2001	9.231
2001-2002	8.871
2002-2003	8.812
2003-2004	8.798
2004-2005	8.514
2005-2006	8.367
2006-2007	7.782
2007-2008	7.772
2008-2009	7.513
2009-2010	7.663

Rolled Back Rate



2008 Tax Roll	27,185,791,325
2008 Millage	<u>7.513</u>
2008 Taxes Levied	<u><u>204,246,850</u></u>
2009 Tax Roll*	22,297,966,454
Rolled Back Rate	<u>9.160</u>
Taxes at Rolled Back Rate	<u><u>204,246,850</u></u>
Rolled Back Rate	9.160
2009 Proposed Millage	<u>7.663</u>
Millage Change from Rolled Back Rate	<u><u>(1.497)</u></u>
% Millage Change from Rolled Back Rate	-16.34%

**Excluding New Construction*



Tax Levy Comparison

	<u>2008-2009</u>	<u>2009-2010</u>
Tax Roll	27,185,791,325	22,933,780,727
Total Millage	<u>7.513</u>	<u>7.663</u>
Total Levy	<u><u>204,246,850</u></u>	<u><u>175,741,562</u></u>
Change in Tax Levy		(28,505,288)
Percentage		(14%)



So....

What does this
mean for the
taxpayer?



How are my taxes computed?

Assessed Value	200,000
Homestead Exemption	-25,000
<i>Taxable Value</i>	<u>175,000</u>
Taxable Value	175,000
Divided by 1,000	175
x Millage Rate	7.663
<i>School Property Taxes</i>	<u>\$1,341.03</u>



How will my taxes change from last year?

	<u>2008-09</u>	2009-10 with 15% reduction in appraised value <u>value</u>
Assessed Value	200,000	170,000
Homestead Exemption	<u>-25,000</u>	<u>-25,000</u>
<i>Taxable Value</i>	<u>175,000</u>	<u>145,000</u>
Taxable Value	175,000	145,000
Divided by 1,000	175	145
x Millage Rate	<u>7.513</u>	<u>7.663</u>
<i>Property Taxes</i>	<u>\$1,314.78</u>	<u>\$1,111.14</u>
Change		(\$203.64)

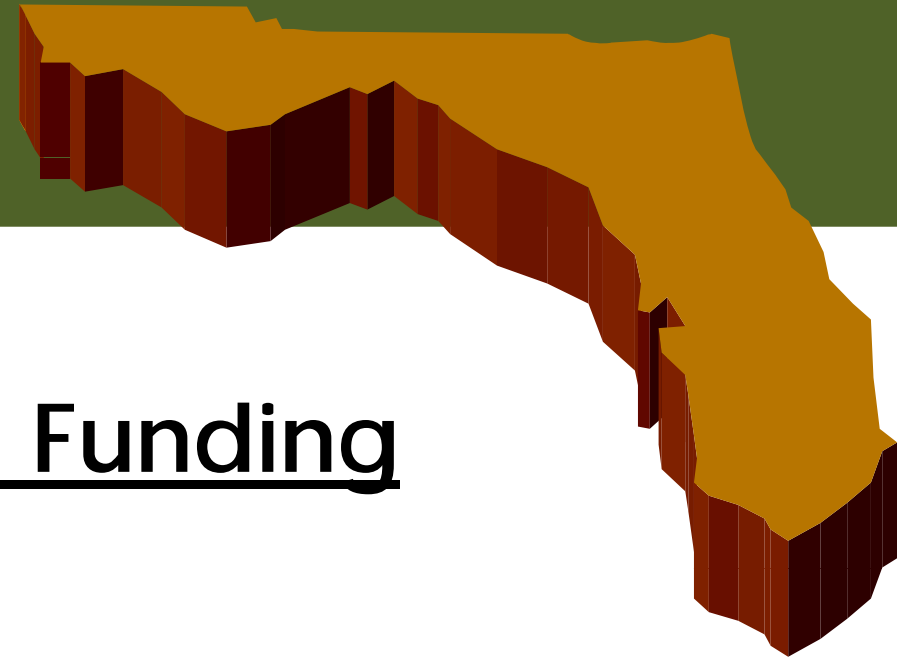
Osceola County, Florida

Property Tax Sample

			COLUMN 1**	COLUMN 2**	COLUMN 3**	
Taxing Authority	Additional Exemptions Granted*	Taxable Value	Your Property Taxes Last Year	Your Taxes This Year If PROPOSED Budget Change Is Made	Your Taxes This Year If NO Budget Change Is Made	A Public Hearing On The Proposed Taxes And Budget Will Be Held:
COUNTY						
Osceola Co 303	25,000	45,500	334.90	299.83	292.51	Sept 9, 5:05 PM 1 Courthouse Square
EMERALD LKS	25,000	45,500	6.46	5.69	6.74	
EMER MED SRV	25,000	45,500	45.48	40.94	39.94	
SAVE OSC MAN	25,000	45,500	6.45	5.62	5.62	
PUBLIC SCHOOLS						
SCH STATE LW		70,500	452.65	364.13	434.84	Sept 8, 5:05 PM 817 Bill Beck Blvd.
SCH-LOCAL BD		70,500	219.57	176.11	210.94	
MUNICIPALITIES						
WATER MANAGEMENT						
SO FL WATER	25,000	45,500	16.43	11.60	13.38	Sept 9, 5:15 PM 3301 Gunn Club Rd.
SFWM D EVERG	25,000	45,500	5.76	4.07	4.70	
SFWM D OKEE	25,000	45,500	18.03	12.73	14.71	
INDEPENDENT DISTRICT						
VOTER APPROVED						
VOTE DEBT	25,000	45,500	.00	.00	.00	Sept 9, 5:05 PM 1 Courthouse Square * Additional \$25,000 * Senior Exemption * Portability
LIBRARY DIST	25,000	45,500	24.35	21.22	21.22	
SAVE OSC DBT	25,000	45,500	4.15	3.61	3.61	
TOTAL PROPERTY TAXES			1,134.23	945.55	1,048.21	** SEE REVERSE SIDE FOR EXPLANATION

	Market Value	Assessed Value	Exemptions	Base Taxable Value
YOUR PROPERTY VALUE LAST YEAR: 2008	153,000	114,475	25,000	89,475
YOUR PROPERTY VALUE THIS YEAR: 2009	95,500	95,500	25,000	70,500

***"SAVE OUR HOMES" CAP VALUE:	0	**TAXES SAVED BY "SAVE OUR HOMES":	0.00
--------------------------------	---	------------------------------------	------



FEFP & Stabilization Funding

2008-09 Original Funding	361,451,288	
2009-10 Projected Funding	345,900,370	
Reduction	<u>(15,550,918)</u>	-4.3%

Budget Comparison



	Millions		
	<u>2008-09</u>	<u>2009-10</u>	<u>Diff</u>
General Operating	\$ 447	\$ 420	\$ (27)
Special Revenue	63	89	26
Debt Service	34	31	(3)
Capital Projects	357	238	(119)
Internal Service	54	57	3
Total	<u>\$ 955</u>	<u>\$ 835</u>	<u>\$ (120)</u>



School District of Osceola County, FL

Public Discussion





Resolution #10-028

Adopt Resolution 10-028 Setting the Required Local Effort and Basic Discretionary millage rates as follows:

	<u>Amount to be Raised</u>	<u>Millage</u>
General Operating Required Local Effort	112,530,329	5.165
Basic Discretionary Operating	16,296,745	0.748
Basic Discretionary Capital Outlay	32,680,638	1.500



Resolution #10-029

Adopt Resolution 10-029 Setting the General Operating Discretionary Critical Needs millage rate as follows:

	<u>Amount to be Raised</u>	<u>Millage</u>
General Operating Discretionary Critical Needs	5,446,773	0.25



Resolution #10-030

General Operating	\$	419,985,284.33
Special Revenue		89,330,793.19
Debt Service		31,231,718.29
Capital Projects		237,594,736.70
Internal Service		<u>56,659,954.67</u>
Total	\$	<u><u>834,802,487.18</u></u>